

An evolution in ultrasound for OB/GYN

Clarius wireless scanners deliver an image you can trust to make a confident decision.


clarius
Ultrasound
Anywhere



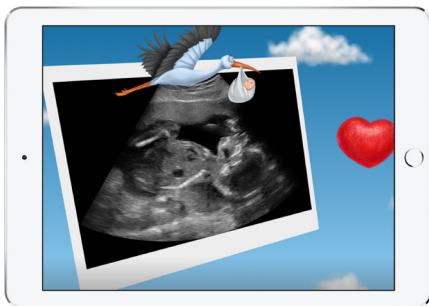
www.clarius.com

Meet Clarius HD: the next generation of wireless ultrasound

Our new handheld scanners offer the power and image quality of traditional systems for a fraction of the price. Plus, they don't take up valuable floor space in your exam room.

Features

- OB/GYN Calculations Package
- Customizable Annotation
- Generate shareable video links to send to patients



EC7 HD Endocavity Scanner

Ideal for obstetrics, gynecology and reproductive applications.

Frequency: 3-10 MHz

Max Depth: 15 cm

C3 HD Curved Array Scanner

Obstetrics, gynecology, reproductive and bladder

Frequency: 2-6 MHz

Max Depth: 40 cm

Automated Ultrasound

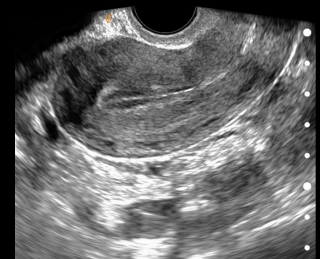
Start scanning in seconds. With AI assistance on your smart device, getting a great image is easy. You'll simply pinch to zoom, slide to change gain and tap to switch modes.

Get an image you can trust

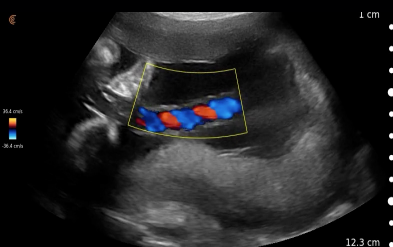
With Clarius HD, you will see the anatomy you need to provide the best patient care.



Early OB



SAG Uterus



Umbilical Cord



Spine



Baby Profile

Get more for less

- ✓ No subscription required
- ✓ 3-year standard warranty
- ✓ Unlimited users
- ✓ Unlimited cloud storage



Wireless Freedom

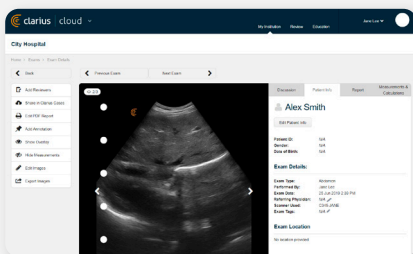
Focus on scanning your patient without wires getting in the way. Clarius Scanners use Wi-Fi direct to connect to the app on your smart device. Internet access is not required.

Secure Storage

Manage patient images conveniently and securely on the HIPPA-compliant Clarius Cloud, which is included with your scanner. You can also store images directly on your smart device.

Durable and Watertight

With no moving parts or cables and a drop-safe magnesium shell, you don't have to worry about using Clarius in demanding clinical settings. They are sterilizable and submersible to 3 feet.



Manage Your Exams Online

Take advantage of free exam management on the Clarius Cloud. Simply upload your exams when you finish scanning. You'll have access to Clarius Cloud from anywhere with an Internet connection. Make notes, send exams for review, export PDF reports and more.

Ultrasound Telemedicine Made Simple

With Clarius Live, you can send a link by email or sms to enable the recipient to view your scan on whatever device they're using.



Mechanical

- Enclosure**
- Light weight magnesium
 - Durable
 - IP67 rated for scanner and battery separately, rated for 1 meter immersion for 30 minutes

Scanner Dimensions and Weight

C3 HD Dimensions: 164 x 78 x 38 mm
 Weight: 392 g

EC7 HD Dimensions: 328 x 78 x 38 mm
 Weight: 410 g

Imaging Modes

B-Mode	Yes
M-Mode	Yes
Power Doppler	Yes
Color Doppler	Yes
Elastography	Upgradeable
Needle Enhance	Upgradeable
Pulsed-Wave Doppler	Upgradeable

About Us

Clarius’ mission is to make accurate, easy-to-use and affordable ultrasound tools available to all medical professionals. Our hand-held wireless ultrasound scanners connect to iOS and Android devices, delivering high resolution ultrasound images traditionally only available with bulkier, high end systems. More than half a million scans have been performed by 20,000 users since Clarius introduced its first portable scanner in 2016. Clarius scanners are available in more than 50 countries.

Clarius Mobile Health

350-3605 Gilmore Way
 Burnaby, BC, V5G 4X5, Canada
 hello@clarius.com
 Phone: 1-778-800-9975