

WISAP®

WISAP®

TECHNICAL DATA and order data

TREATMENT OF CIN 1-3

CERVIX COAGULATOR 6001 focused & dosed thermal treatment



Mains connection:	Standard: 230V - 50 /60 Hz Please indicate other requested voltages when ordering
Power input:	66 VA
Range of temperature:	60-120°C
Regulation of temperature:	stepless
Dimensions:	w x h x d = 270 x 120 x 190 mm
Casing:	Stainless steel, aluminium/white coated
Weight:	3,6 kg

Order data CERVIX COAGULATOR

6001	Cervix-Coagulator incl. country-specific power cord*
6020	Instrument Cable, orange, with two coupling plugs, silicone, L = 1,5 m
600 - X	Therapy probes: Order-nr. refer to picture on page 3



Clinically proven
download here
www.wisap.de

WISAP® Medical Technology GmbH Phone +49(0)8104/8908-10
Fichtenstraße 27 Fax +49(0)8104/8908-90
D-85649 Brunthal/Hofolding www.wisap.de • info@wisap.de

proven technology / efficient healing / portable system
WISAP® over 50 years of experience in Gynaecology

EXACT DEPTH-EFFECT
and wide range of applications

**TREATMENT
OF CIN 1-3**

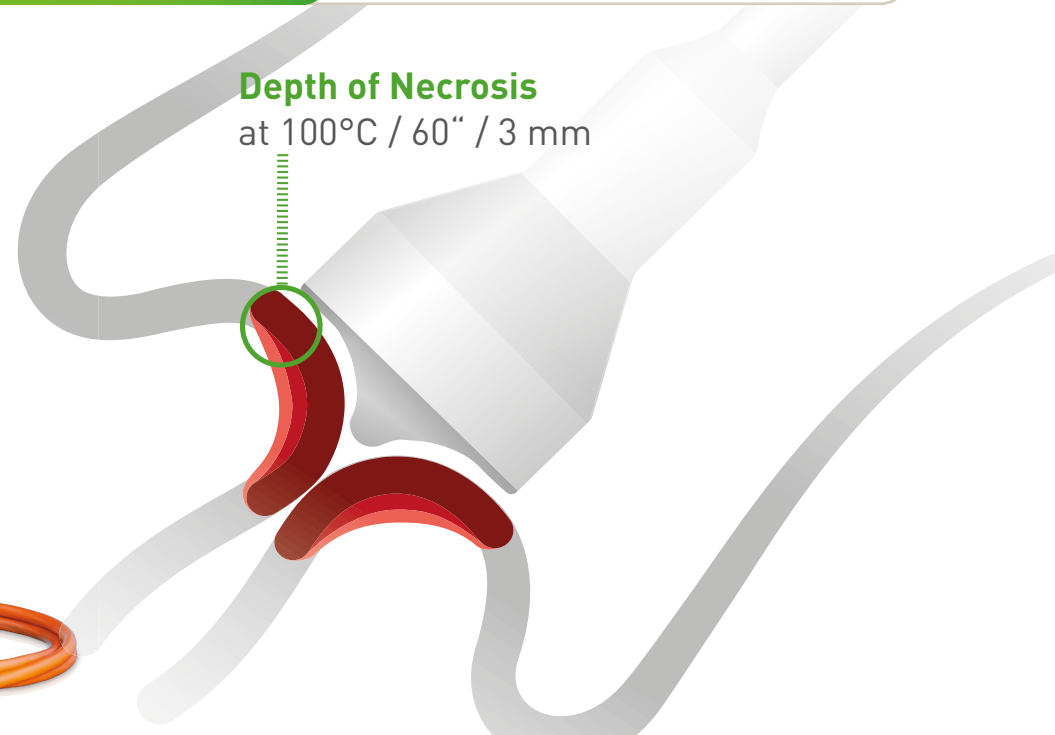
HIGH GRADE EFFICACY
single burn with Thermo Probe

APPLICATION

- CIN 1-3 treatment
- benign erythroplakia
- cervix endometriosis
- ovula nabothi
- chronic cervicitis
- hemostasis after implementation of knife conization



Depth of Necrosis
at 100°C / 60" / 3 mm



Cold Coagulation

Ablation of cervical lesions by „boiling“ of tissue




- Fast Procedure (20 – 60 seconds)
- Low-temperature-treatment (60-120°C)
- No local anesthesia required
- No tissue-scarring
- Low pain scores
- Low bleeding events
- Low watery discharge



6002 6007 Large-area Erythroplakia and Leukoplakia [70 – 100°C]



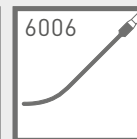
6004 For small circular ectopies at narrow cervical os [70 – 100°C]



6003 6008 For ectopies and dehiscent cervical os [70 – 100°C]



6009 Haemostasis after conisation [120°C]



6005 6006 Endocervical / endouterine therapy [60 – 70°C]



6010 CIN 1-3 treatment, single burn [100°C]